







Welke kleur moeten de tulpen zijn, kijk goed naar het voorbeeld







Lavonia Page 8 © 2007




Lavonia Page 8 © 2007




Lavonia Page 8 © 2007




Lavonia Page 8 © 2007




Lavonia Page 8 © 2007







Lesson Page 6 (20)




Lesson Page 6 (20)




Lesson Page 6 (20)




Lesson Page 6 (20)



Lesson Page 6 (20)






Grafomotricidad

NOME _____

PROFESSOR(A) _____

DATA _____ TURMA _____



Espaçø Educacãr


www.espacøeducacãr.net

MATEMATYKA

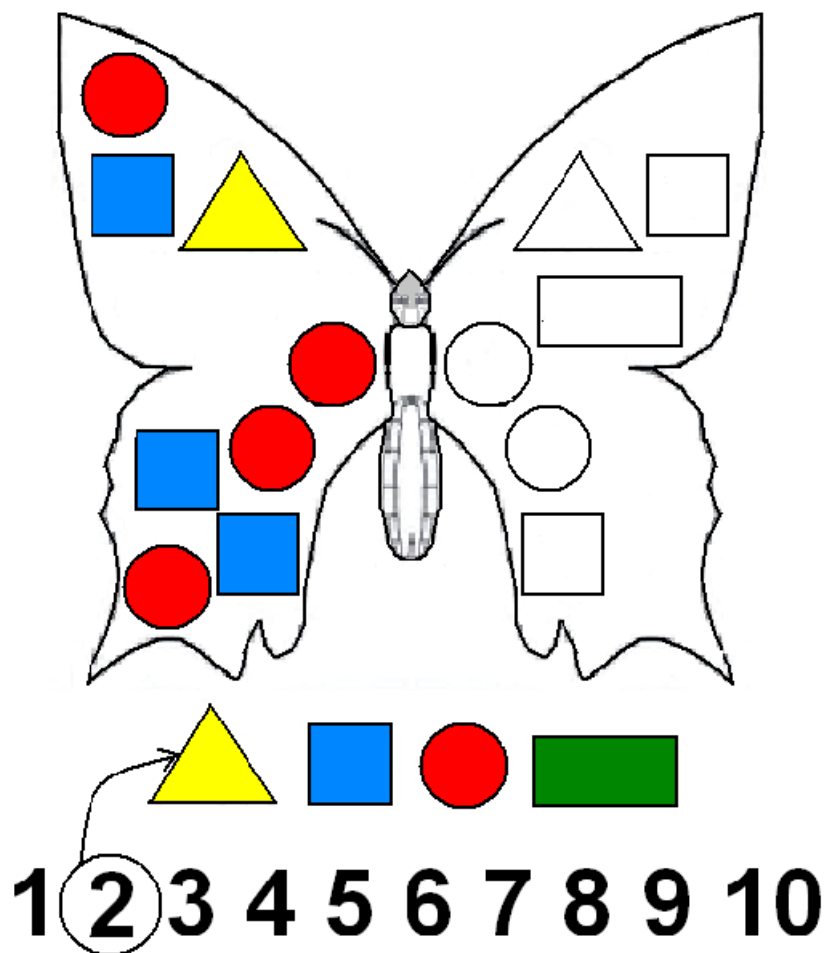
KARTA PRACY NR.4

Figury geometryczne

POŁĄCZ ZE SOBĄ LINIĄ TAKIE SAME FIGURY GEOMETRYCZNE:



Pewien motyl miał na skrzydełkach wzorki z figur geometrycznych. Dorysuj brakujące figury w taki sposób, aby na każdym skrzydle motyla były taki sam wzór. Pokoloruj figury zgodnie z kolorami figur znajdującymi się pod motylem. Policz na skrzydłach motyla trójkąty, kwadraty, prostokąty, koła i połącz je z odpowiednią cyfrą wg wzoru.







1. Połącz w pary obrazki, których nazwy się rymują.



2. Dokończ rysować wzór.















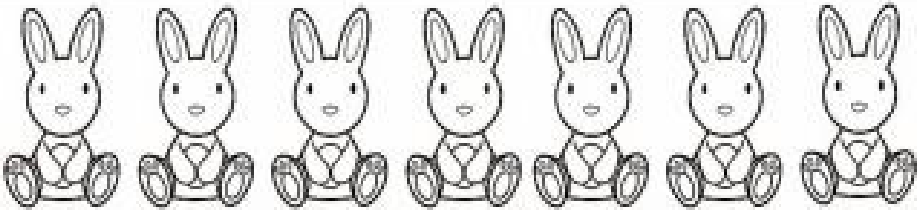




FINTE A QUANTIDADE DE OVOS DE ACORDO COM O NÚMERO.

4	
3	
1	
2	
5	





Farm Animal Counting

Count the number of each animal and write the number in the box

1.		<input type="text"/>
2.		<input type="text"/>
3.		<input type="text"/>
4.		<input type="text"/>
5.		<input type="text"/>
6.		<input type="text"/>









¿Cuántos hay?




¿Cuántos animales hay? Escribe el número al lado y colorea los dibujos.




Werkblad tellen


Hoeveel eieren heeft de vogel gelegd?
Tel en trek een lijn naar het juiste getal.





  


Colorie la case indiquant le bon nombre de canard


				
1	2	3	4	5

				
2	3	1	5	4





				
5	4	3	2	1

				
2	3	1	5	4

				
2	1	4	5	3




				
2	3	1	5	4

TVARY



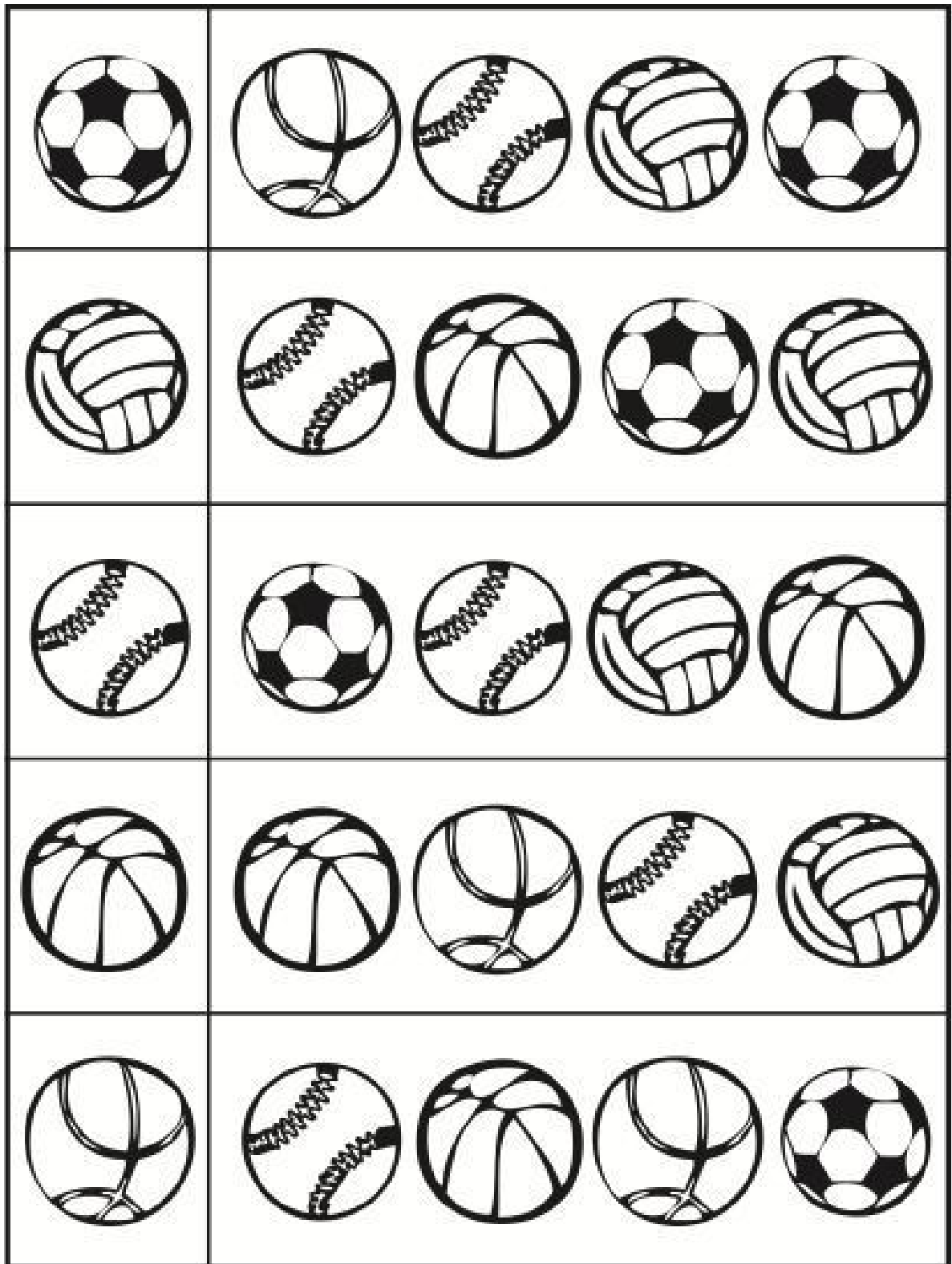
Labyrinthe

Aide la poule à retrouver ses petits poussins.




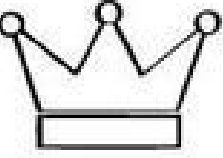

















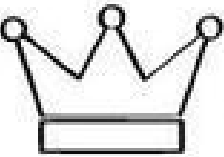








Welke bal is hetzelfde?







Welke is hetzelfde?











Les ombres

Le verger



Назови предметы изображенные на картинке.
Как их можно назвать одним словом?
Найди их тени.











NOŻYCKAMI POROZCINAJ TO ZADANIE I MOŻESZ: ODCZYTAĆ SYLABY, DOBRAĆ DO SIEBIE TAKIE SAME SYLABY, POWIEDZIEĆ KOLOR KALOSZY, PODPISAĆ PO ŚLADZIE KALOSZE I KOLOR KALOSZY, PRZELICZYĆ KALOSZE ;-)



gadamdorzczy.pl

W TYM ZADANIU MOŻESZ: WYCIĄĆ ETYKIETY NOŻYCHKAMI, PODZIELIĆ WYRAZY NA SYLABY, PRZELICZYĆ SYLABY, ODCZYTAĆ ETYKIETY, WSKAZAĆ NA POLECENIE CO NA NICH SIĘ ZNAJDUJE, POPRAWIĆ PO ŚLADZIE PODPISY POD ETYKIETĄ.



NOŻYCKAMI POROZCINAJ TO ZADANIE I MOŻESZ: ODCZYTAĆ SYLABY, DOBRAĆ DO SIEBIE TAKIE SAME SYLABY, POWIEDZIEĆ KOLOR KALOSZY, PODPISAĆ PO ŚLADZIE KALOSZE I KOLOR KALOSZY, PRZELICZYĆ KALOSZE ;-)

<p>1</p>  <p>KAWA</p>	<p>2</p>  <p>KASA</p>	<p>3</p>  <p>KANAPA</p>	<p>4</p>  <p>KOŁO</p>
<p>5</p>  <p>KOC</p>	<p>6</p>  <p>KOMIN</p>	<p>7</p>  <p>KOŃ</p>	<p>8</p>  <p>KOALA</p>
<p>9</p>  <p>KAMIENIE</p>	<p>10</p>  <p>KOZA</p>	<p>11</p>  <p>KULA</p>	<p>12</p>  <p>KOLANO</p>
<p>13</p>  <p>KOLACJA</p>			

gadamdorzeczy.pl

W TYM ZADANIU MOŻESZ: WYCIĄĆ ETYKIETY NOŻYCKAMI, PODZIELIĆ WYRAZY NA SYLABY, PRZELICZYĆ SYLABY, ODCZYTAĆ ETYKIETY, WSKAZAĆ NA POLECENIE CO NA NICH SIĘ ZNAJDUJE, POPRAWIĆ PO ŚLADZIE PODPISY POD ETYKIETĄ.



Nasza Ojczyzna

Polska • Polakami • Warszawa •
Wisła • Tatry • Bałtyk

Nasza Ojczyzna to _____

Jesteśmy _____

Stolicą naszego kraju jest _____

Najdłuższa rzeka Polski to _____

Najwyższe góry to _____

Nasze morze to _____


Ja nazywam się _____

Mieszkam w _____

Spróbuj zaznaczyć na mapie miejscowość,
w której mieszkasz.



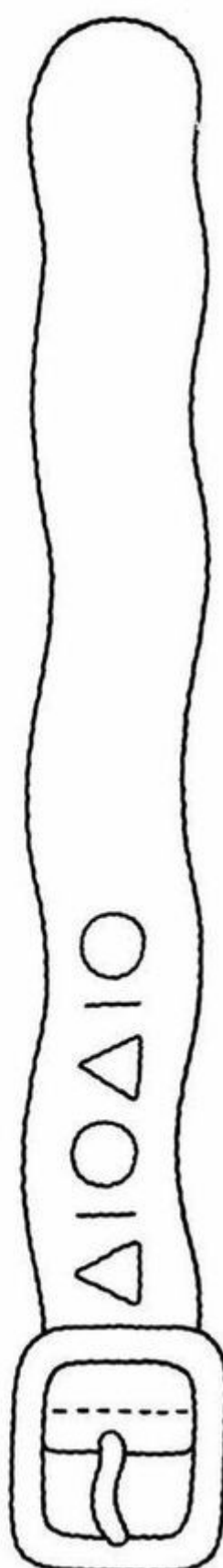
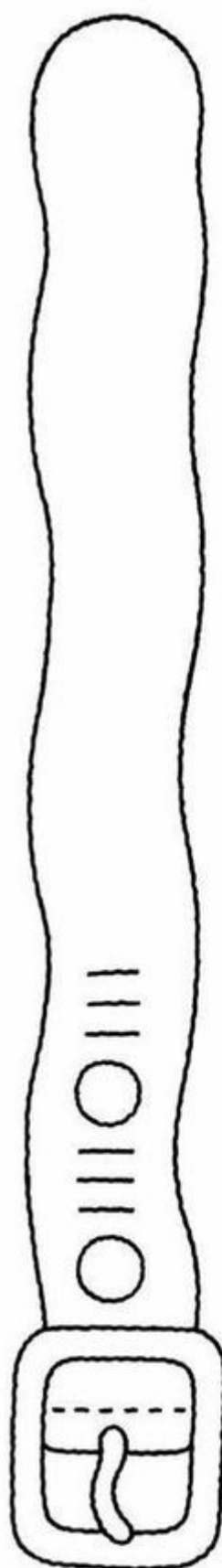
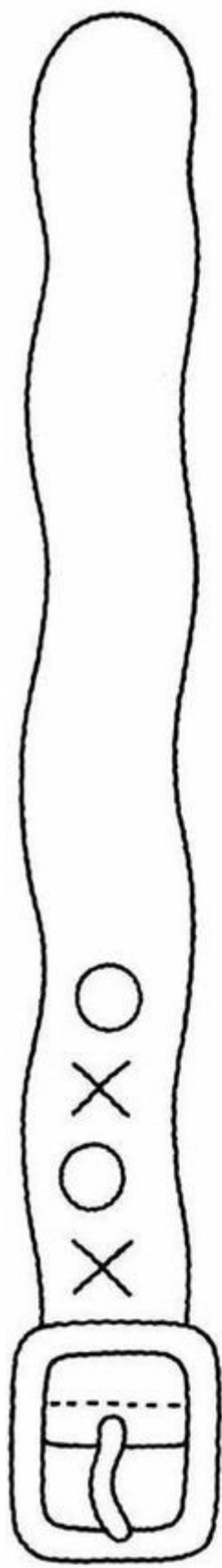
POROZCINAJ I UŁÓŻ PUZZLE.

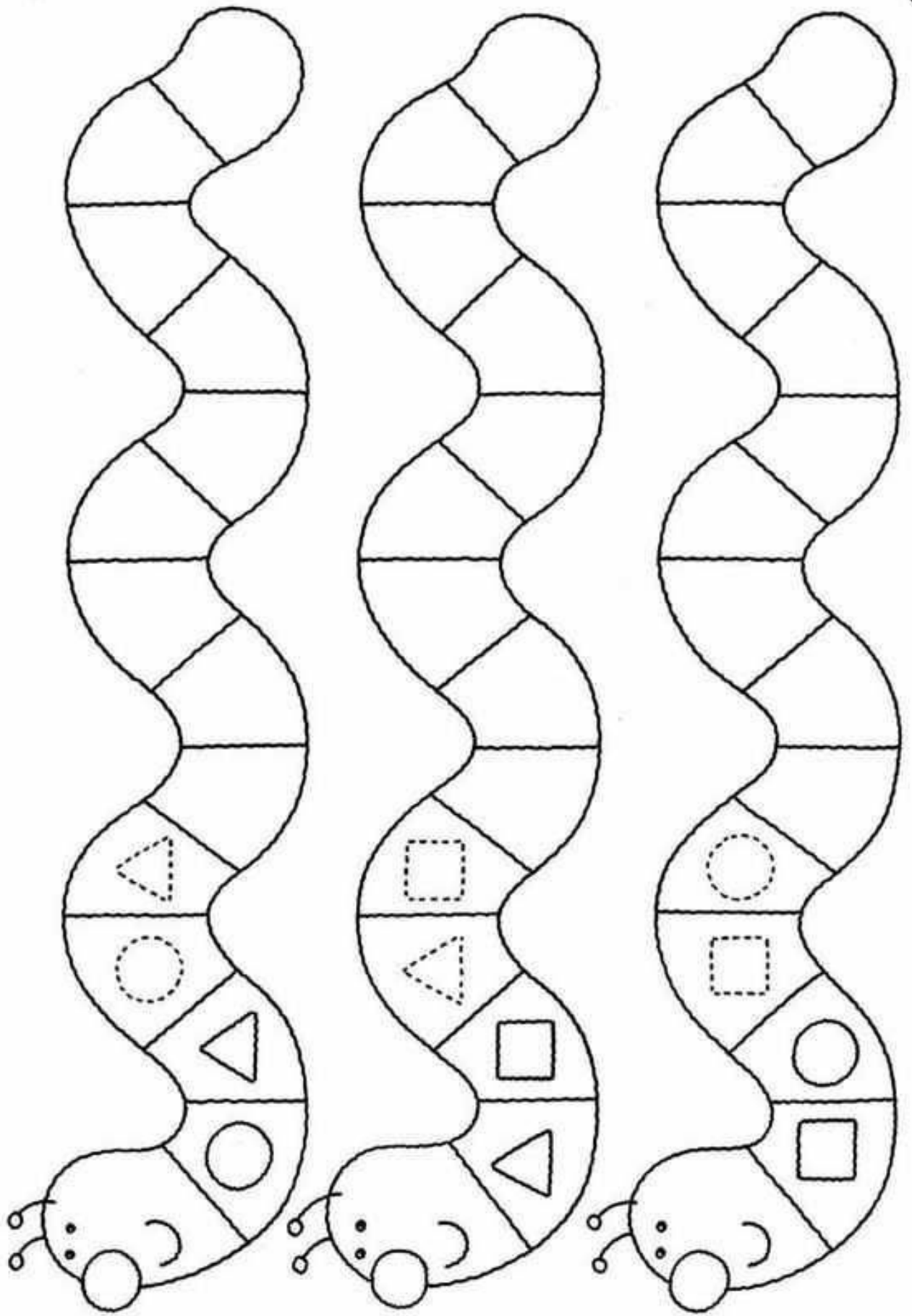



Policz. Wpisz cyfry w okienka.









6	4	3
---	---	---




8	6	7
---	---	---



5	4	9
---	---	---




10	9	8
----	---	---



3	2	8
---	---	---




9	3	6
---	---	---



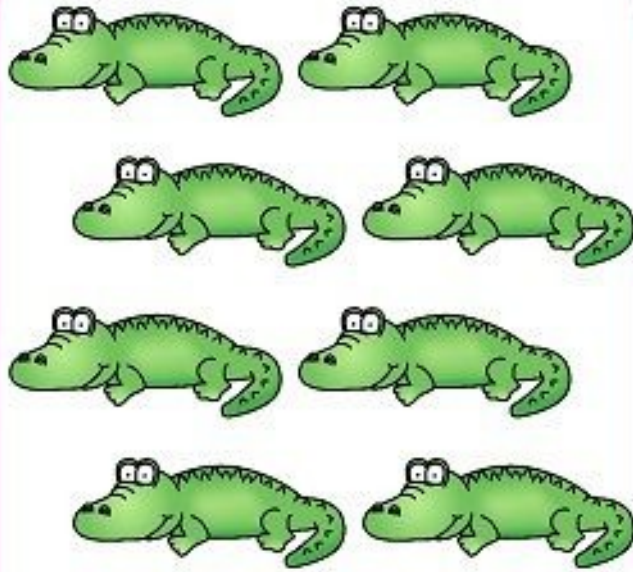
8	10	6
---	----	---



11	10	9
----	----	---



2	1	3
---	---	---



8

9


7



5

6


8



10

8

7



7

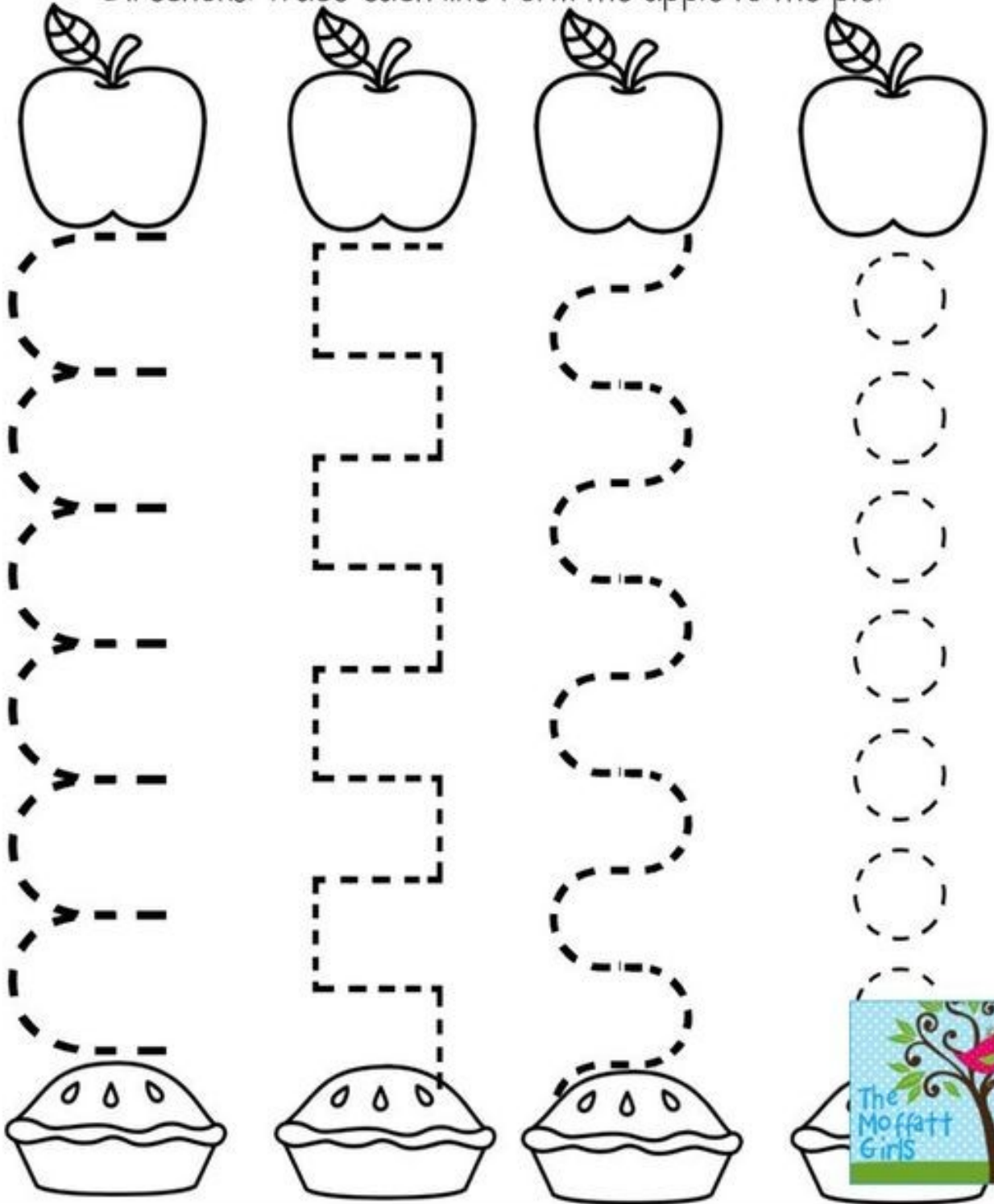
6

5

Name: _____

Tracing Practice I

Directions: Trace each line from the apple to the pie.









Name _____

Ice Cream Cone Tracing



Directions: Trace the lines. Color the pictures.



Βοήθησε τις μέλισσες να ακολουθήσουν σωστά τη διαδρομή.

<https://nikoybasilikh.blogspot.com/>


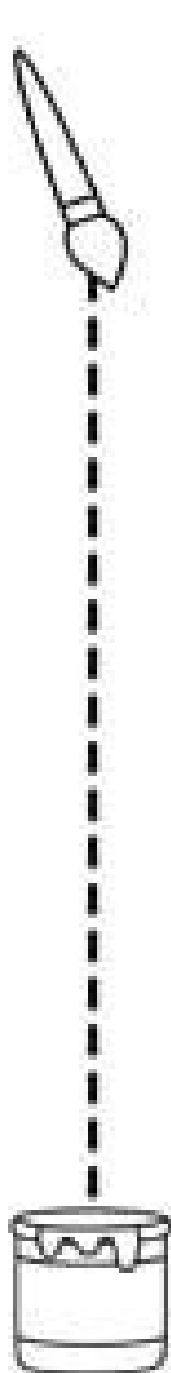
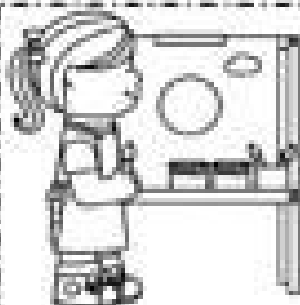
<https://nikoybasilikh.blogspot.com/>



Name _____

Paint Colors

Directions: Trace, paint or cut each dotted line.





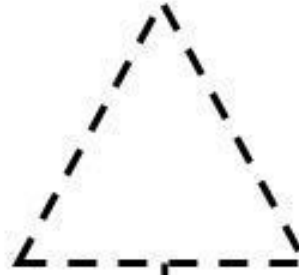



name: _____




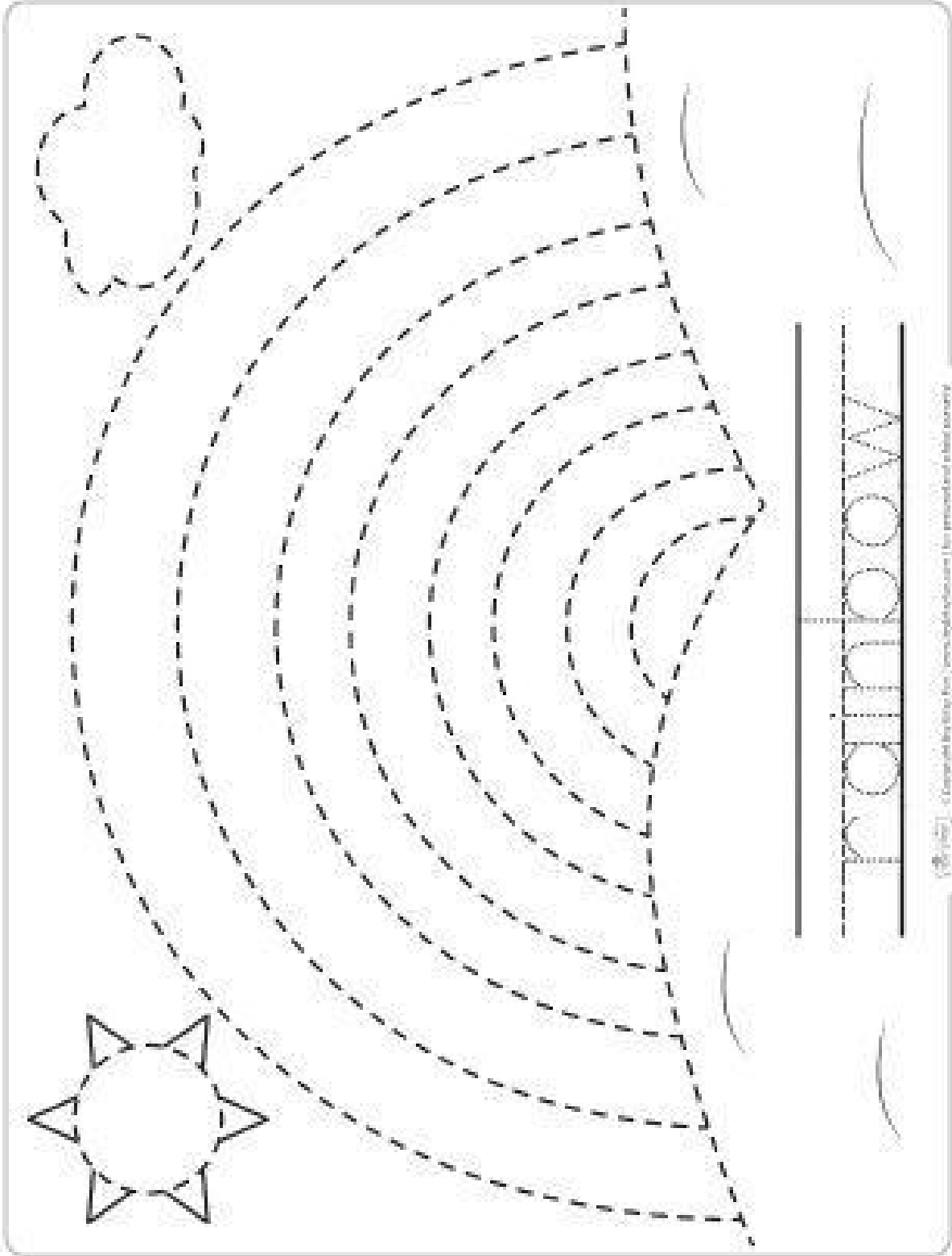
BLOSSOMING SHAPES

Trace and color the shapes.

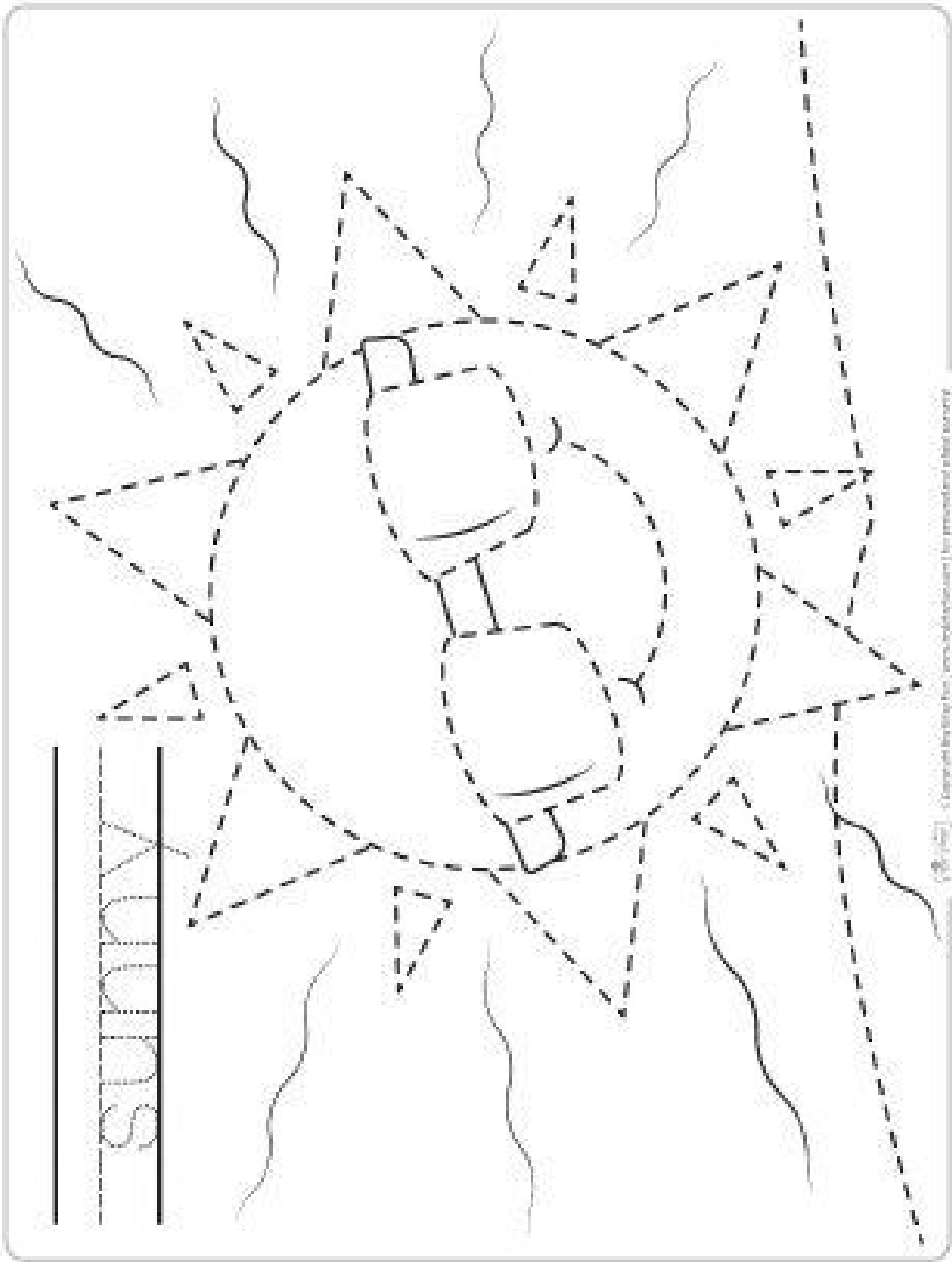


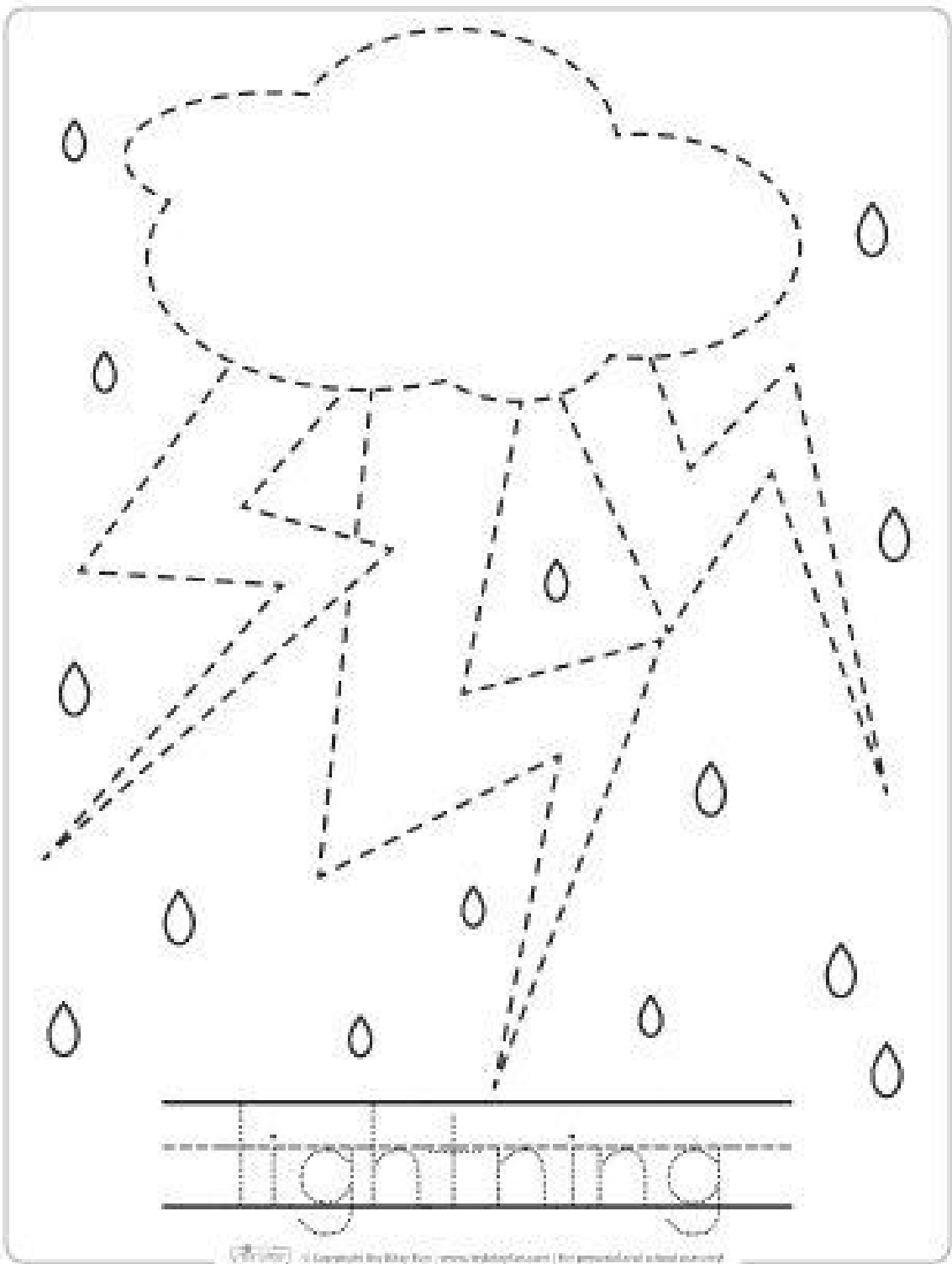
Trace the shapes.





rainbow






Name: _____

Prewriting

Complete the Flowers

Trace the lines to finish drawing the flowers.



Nombre:

Fecha:

Actividad 11



Delineado de líneas rectas verticales

Delinea los tallos de las flores.



Nombre:

Fecha:

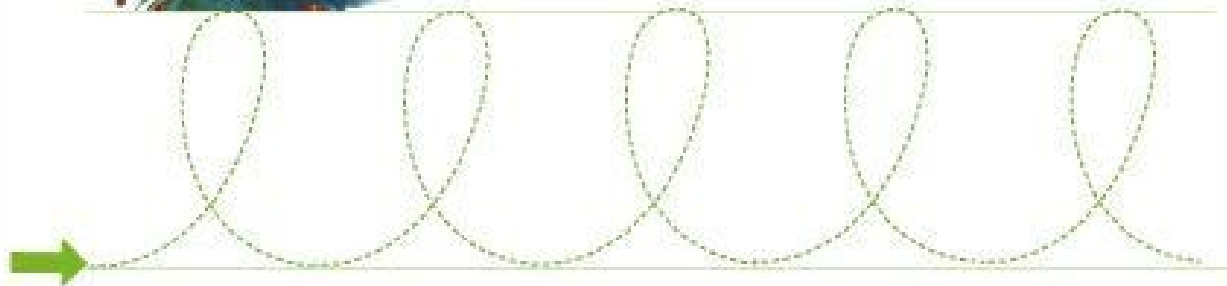
Actividad 16




Delineado de líneas curvas

Delinea el cuello de las garzas.





www.mompitz.de



Mompitziges nachfahren der gestrichelten Linien.



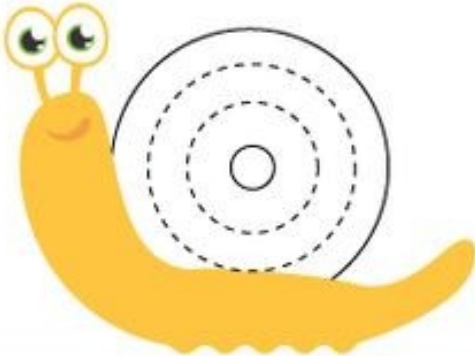

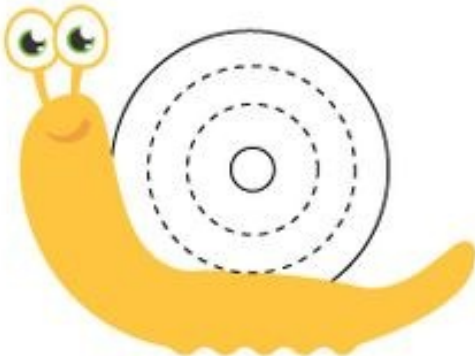
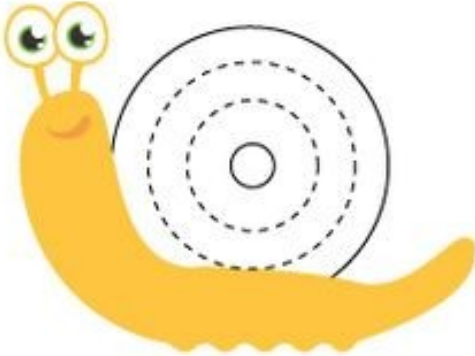
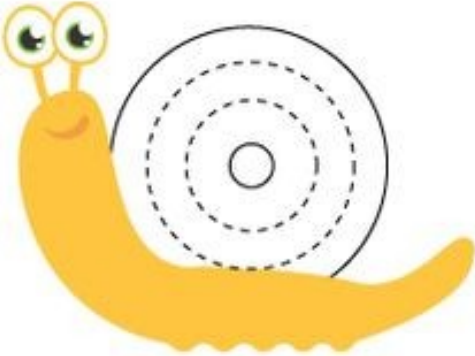
Nombre:

Fecha:

Actividad 20



Delineado y trazado circular.
Delinea las conchitas de los caracoles.





3월 3주

표현놀이 선 그리기

표현 > 선 그리기 > 무지개 미끄럼틀



학습일: 월 일

이름:

무지개 미끄럼틀을 타요. 점선을 따라 무지개를 그려 보세요.






Level 1 ★★

표현놀이 반쪽 그리기
표현 > 반쪽 그리기 > 딸기

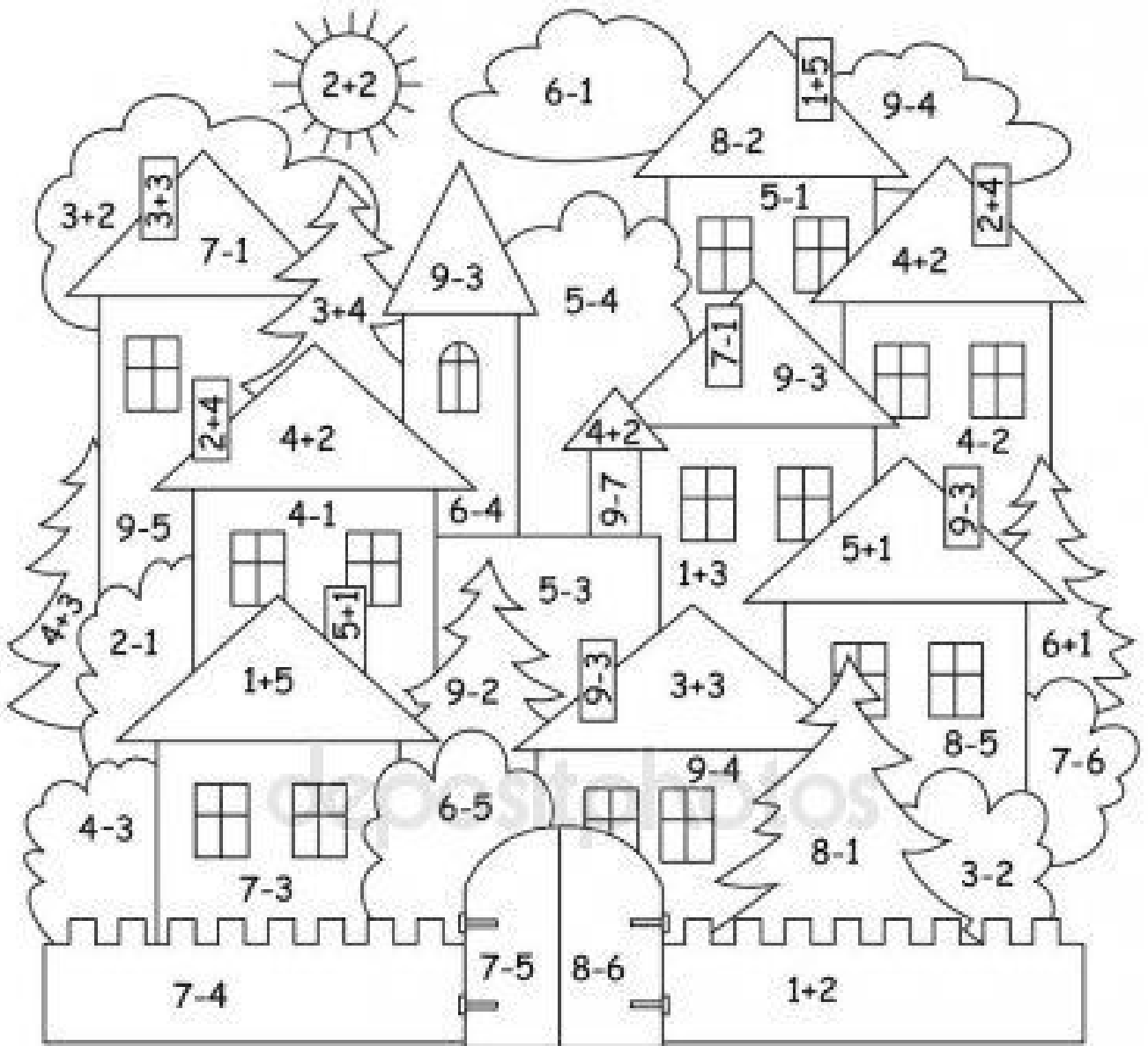


딸기

그림이 반쪽밖에 없어요.
나머지 반쪽을 그리고 예쁘게 색칠해 보세요.





http://www.kidstone.co.kr



1 2 3 4 5 6 7







rouge



bleu



vert



jaune



rose



orange



ACTIVIDAD: COLOREA CON NÚMEROS

Nombre:

Fecha:

Colorea según los números:

1



2




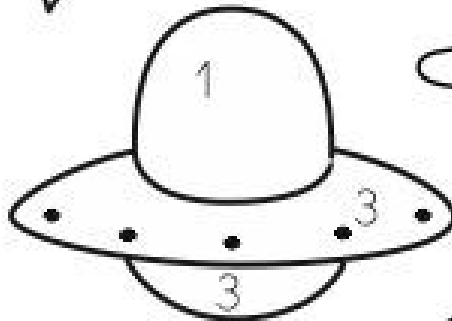
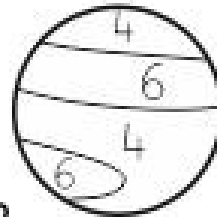

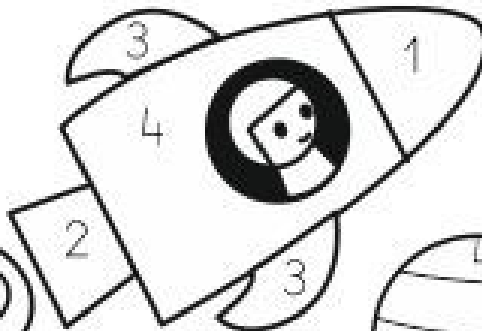
3



4



5



Hola,
Soy
UIPI



Cut out and attach to inside right of file folder. Attach a strip of Velcro across the center of the rectangle






©2015, Rose Hascall- For Buyer's Classroom Use Only
<http://www.teacherspayteachers.com/Store/SmallTownGiggles>

Name: _____

Space

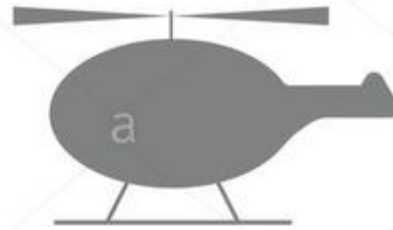
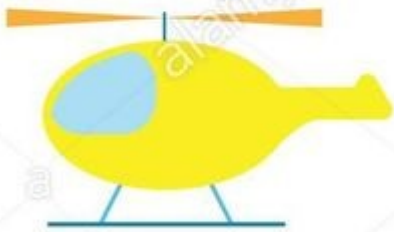
Copyright © 2010 by Education.com

Cut and paste the number next to the correct picture(s).

	<input type="text"/>
	<input type="text"/>
	<input type="text"/>
	<input type="text"/>
	<input type="text"/>

1 2 3 4 5

Find the shadow





NAME _____ DATE _____

MATCH THE WATER TRANSPORTATION

Draw a line to match similar looking water transportation.

