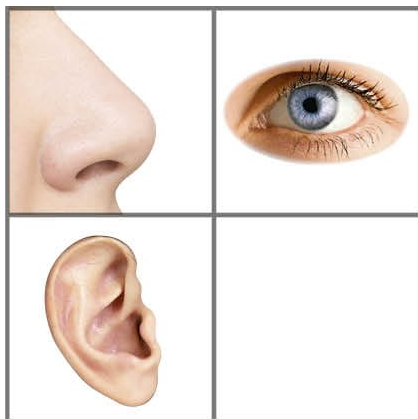



ZADANIE 5

1. W każdej ramce brakuje jednego zdjęcia.
2. Wytnij zdjęcia z dołu karty.
3. Wybierz te, które pasują do pustych miejsc.
4. Wklej je w te miejsca. Wytłumacz, dlaczego wkleiłeś te, a nie inne zdjęcia.




1. OTOCZ PĘTLĄ TO CO MOŻNA ZJEŚĆ;))
2. OTOCZ PĘTLĄ RZECZY KTÓRYCH NIE DA SIĘ ZJEŚĆ.

Powlecz lub wskaż, co można jeść. Otocz to pętlami.



Nazwij lub wskaż rzeczy, których nie można jeść. Przekreśl je.

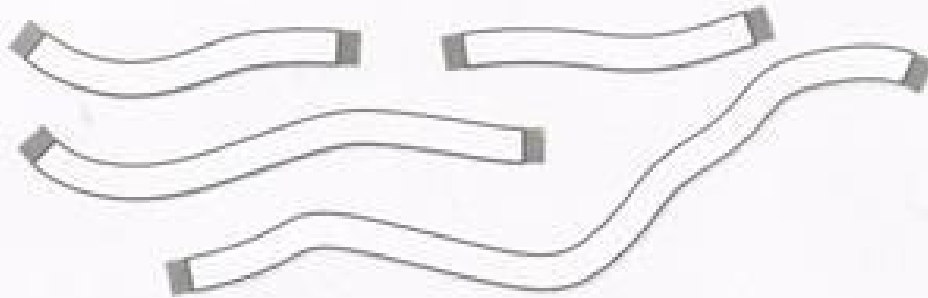


JEDZENIE


0/0



1. Pokoloruj najdłuższy szalik.




2. Pokoloruj najkrótszą spódniczkę



3. Zrób tak, żeby niebieski latawiec był dłuższy.






4. Ozdób najszerszy obrus według własnego pomysłu.





rysuj po śladzie





  


Colorie la case indiquant le bon nombre de canard


				
1	2	3	4	5

				
2	3	1	5	4


























				
5	4	3	2	1

				
2	3	1	5	4

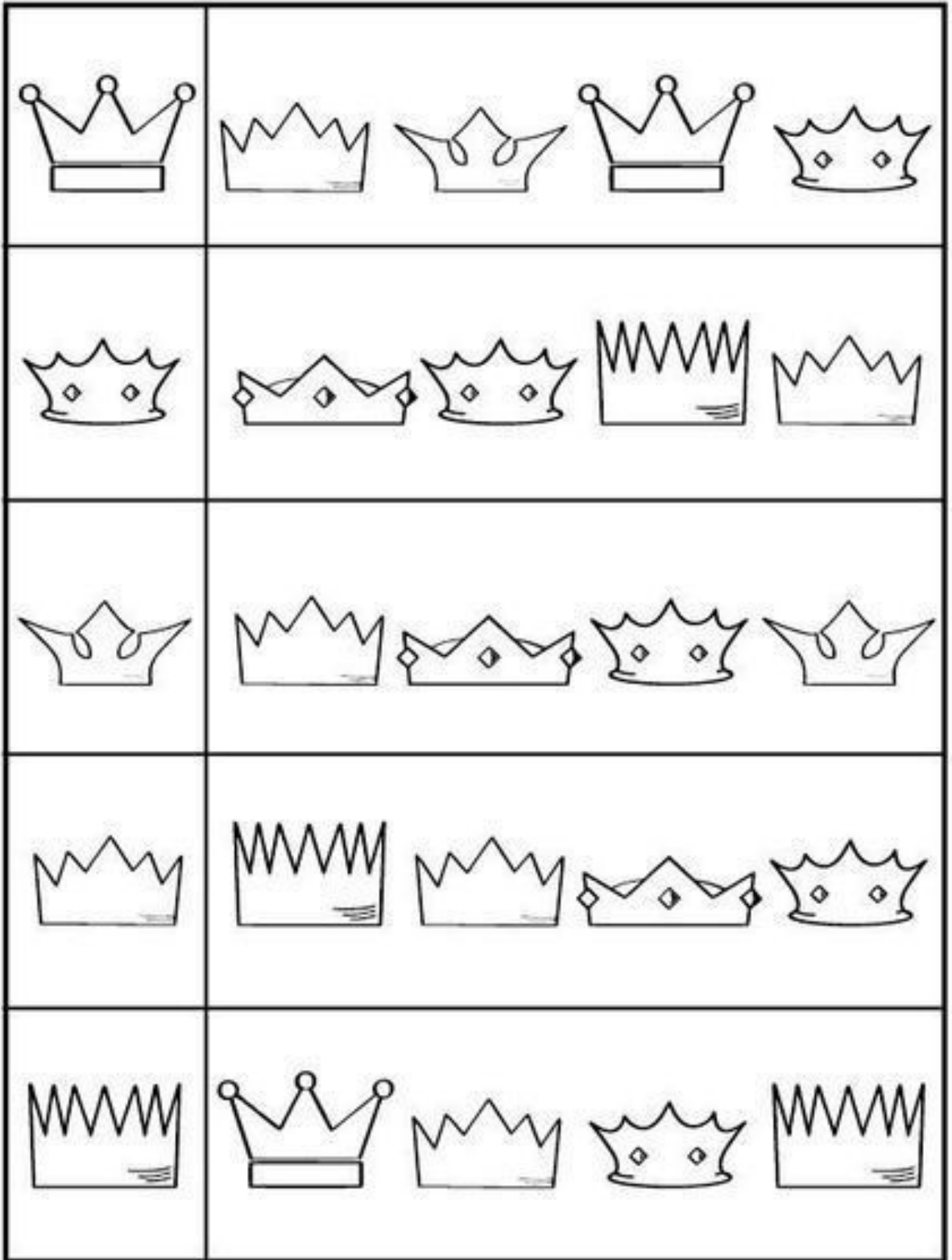
				
2	1	4	5	3


				
2	3	1	5	4

Welke bal is hetzelfde?





	   
	   
	   
	   
	   

Welke is hetzelfde?











Les ombres
Le verger












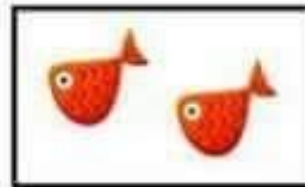





Назови, предметни изображението на картин-
ке. Как их можно назвать одним словом?
Найди их сами.















3		
1		
2		
1		
4		
3		
2		
4		












2		
1		
1		
1		
2		
2		
2		
1		


1		
2		
1		
2		
2		
2		
1		
1		

Dorte Frost 2016 · Autismspektrum














Level 1 Page 6 (201)




Level 1 Page 6 (202)



Level 1 Page 6 (203)



Level 1 Page 6 (204)



Level 1 Page 6 (205)





Level: Page 6 (20)



Level: Page 6 (20)




Level: Page 6 (20)







Level: Page 6 (20)



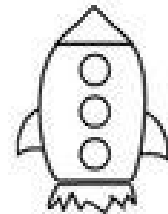
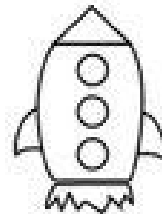
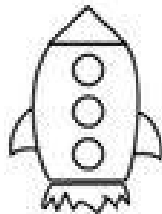
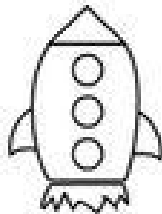
Level: Page 6 (20)



TVARY











Straight Line Tracing







Bunny Cutting Practice









Pre-printing Practice: Trace the dotted lines from top to bottom.

ESCOLA _____

PROFESSOR(A) _____



ALUNO(A) _____



ESCOLA _____

PROFESSOR(A) _____



ALUNO(A) _____



ESCOLA _____

PROFESSOR(A) _____

ALUNO(A) _____



Znajdź trójkąty:





W TYM ZADANIU MOŻESZ: WSKAZAĆ NA POLECENIE CO ZNAJDUJE SIĘ NA ETYKIETACH, DOBRAĆ TAKIE SAME PODPISY DO ETYKIET.

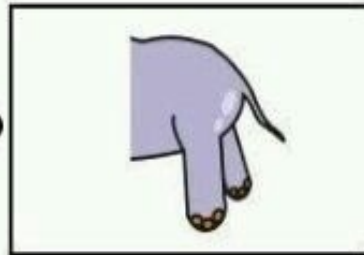



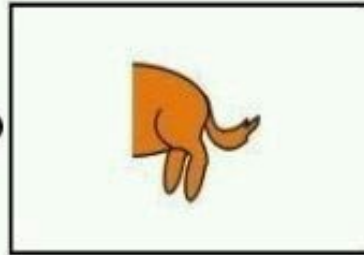




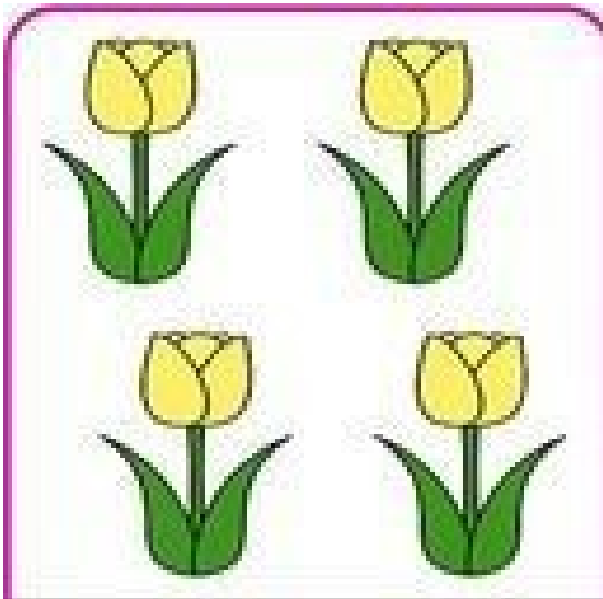
gadamdorzeczy.pl

**KAWA, KASA KANAPA, KOŁO, KOC, KOMIN, KOŃ, KOALA,
KAMIENIE, KOZA, KULA, KOLANO, KOLACJA**

POROZCINAJ I UŁÓŻ PUZZLE








2

3

4



3

1

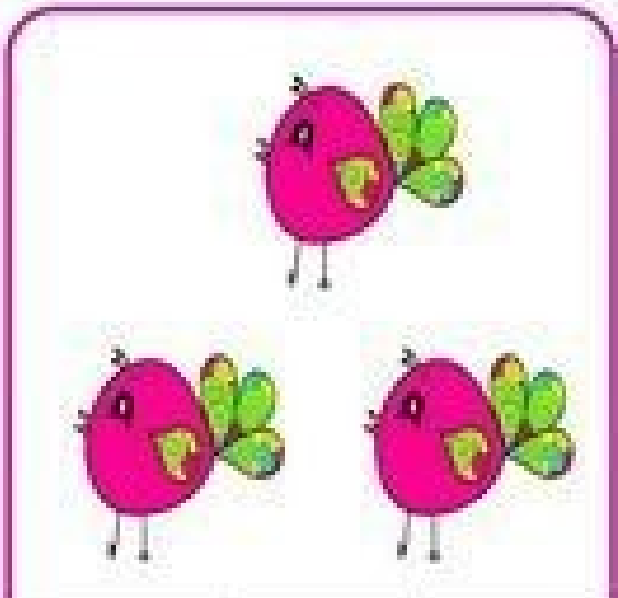
2



5

2

3



3

2

4



1

3

2



4

3

5



2

4

3



3

2

1



NAME _____

DATE _____

MATCH THE WATER TRANSPORTATION

Draw a line to match similar looking water transportation.





NAME _____





DATE _____

MATCHING

Draw a line to match each vehicle to where you find them.



Draw a line from the mode of transportation to the area where you would find it!




Match the things which goes along with the occupation.



As profissões

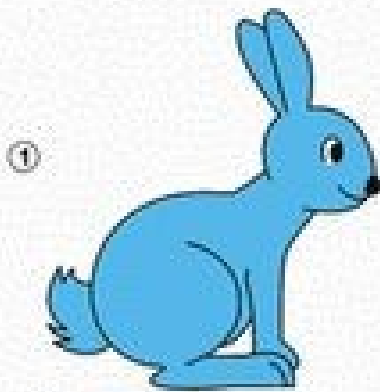
Une os objetos a quem pertencem:



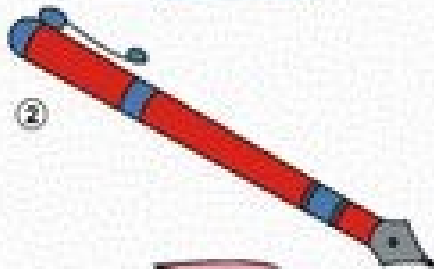
Une los dibujos que guardan relación.



Match the pictures.





Ⓐ




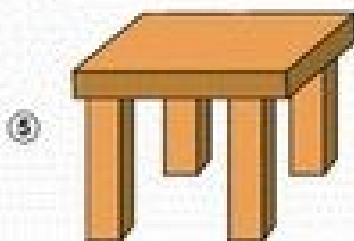
Ⓑ



Ⓒ








Ⓓ



Ⓔ





My Five Senses

Match the pictures to the correct senses.



My five senses

Draw a line to match the picture that relates best to each sense.






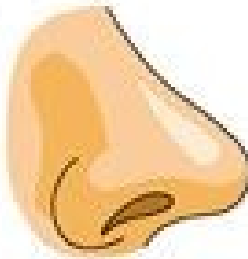


Name _____

www.clevelandlearner.com

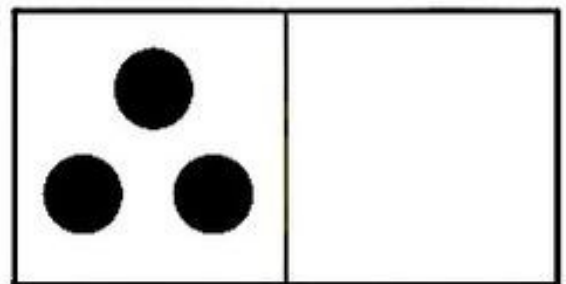
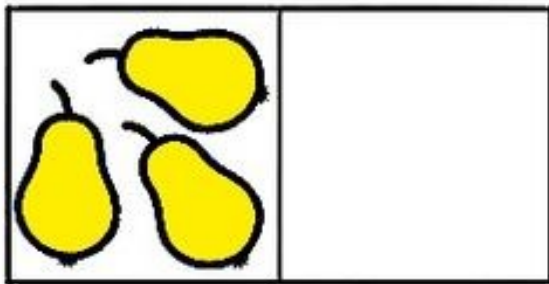
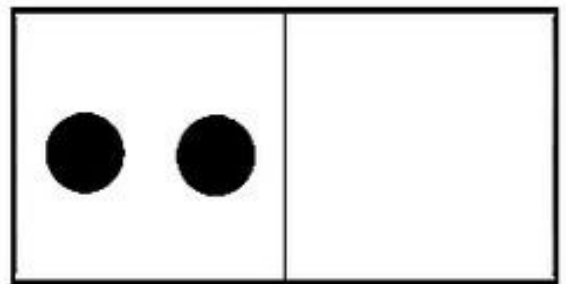
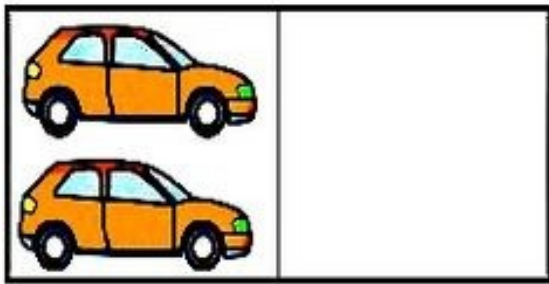

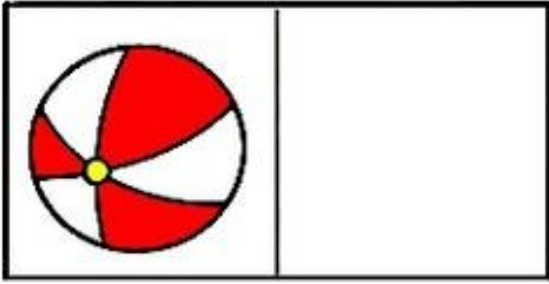
Name: _____ Date: _____

Which sense goes best with each picture on the right?
Draw a line to connect the best matches.





Free
on TeachersMag.com



1

1

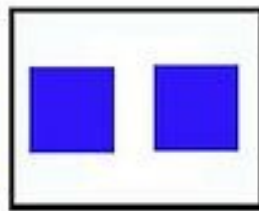

2







2

3

3







Independent | Verbal or Model | Physical Prompt | Hand over Hand



MATCHING FOR COLOUR WORKSHEET

Match the star with same colour



18 - 24 Months



MATCHING FOR COLOUR WORKSHEET

Match the object with same colour







18 - 24 Months



MATCHING FOR COLOUR WORKSHEET












Match the circle with same colour



Matching Colours

Child's Name: _____ Age: _____ Date: _____







Encourage child to match the Colours


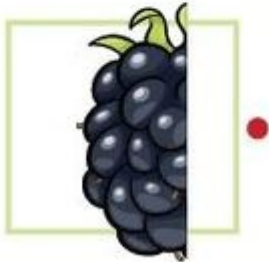
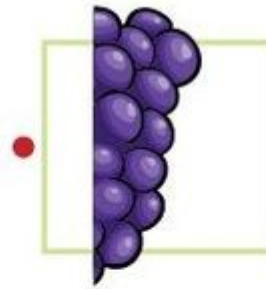







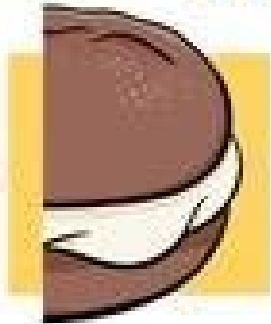
Name _____

Match the Colors

Draw a line from the fruit on the left to the square of the same color on the right.















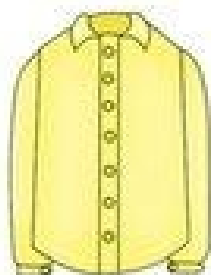
kita-kiste.com

Verbinde, was zusammengehört!















Назови, предметы изображенные на картинке.
Как их можно назвать одним словом?
Найди их тени.

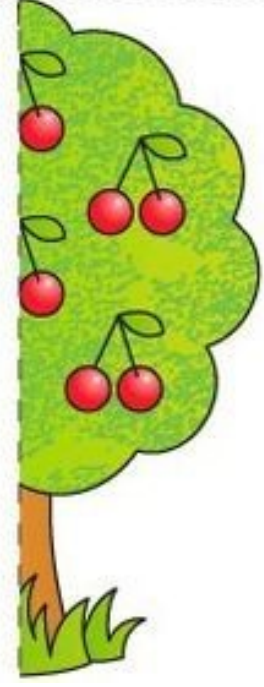
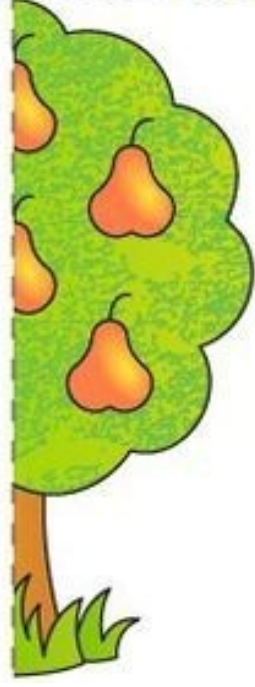
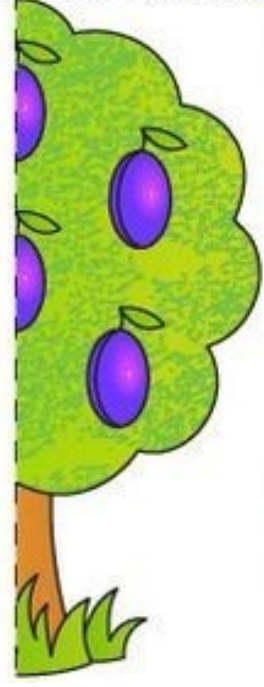








www.detiseti.ru








NOME _____



RECORTE E COLE
DE ACORDO COM A
QUANTIDADE.

ATIVIDADE

 1	
 2	
 3	
 4	
 5	

